



VERTICAL STORAGE LIFTS

For small and large storage solutions







RAISING YOU TO THE RIGHT LEVEL

Ever since we started in 1999, our goal has been to be at the cutting edge. Bearing in mind this ambition, we have worked proactively to pursue innovative solutions to give optimal performance that will last for generations.

With extensive expertise and understanding of customer needs and wishes, we assist you long after the project has been completed. You can expect commitment and dedication from us as your long-term business partner.

We raise your business to new heights. You decide to which level.


COMPACTTWIN

WELAND
SOLUTIONS

COMPACTTWIN

COMPACT VERTICAL LIFT





Contents

Intro 6-9 | Vertical Storage Lifts 10-17 | Compact basic models 12-17 | Openings 18-19

Compact Store 20-21 | Customisations 22-23 | Customer case study › Modern Eltechnik 24-27

We help you all the way 28-29 | Weland Solutions worldwide 30-31

*Save personnel, time,
money and 70-90% of
the floor space.*

We optimise your stock handling

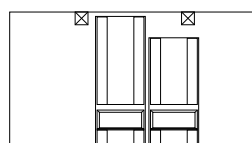

With Compact Vertical Storage Lifts, we transform all of your stock handling. We customise the vertical storage lift to suit your needs and you obtain faster and simpler handling of more items in a significantly smaller area. At the same time, your staff benefit from considerably improved working conditions.

Compact vertical storage lifts store your articles vertically, securely and in a controlled way. Each vertical storage lift is adapted to make optimum use of the space. You save 70-90% of the floor space compared to standard shelving and pallet racks.

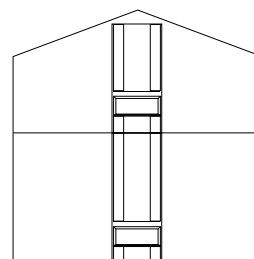
A vertical storage lift has large effective load trays without posts or end panels that waste space. The machine automatically adapts and creates shelf heights to match the varying heights of your stored goods. This means the storage volume is compacted to the maximum with a minimum of space between the load trays. In addition, the full height of the premises can be utilised. There are other important advantages, such as the whole load tray slides out in the service opening, which provides good ergonomics and a gentle working environment.

Optimisation of premises

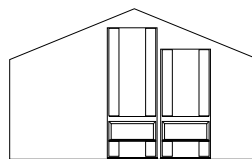
The concept of premises optimisation is not just about getting the maximum storage capacity in the minimum floor space. Equally important are the right peripherals and correct flow of goods from the vertical storage lift to distribution or production in the company. Weland Solutions has knowledgeable and experienced personnel who can propose intralogistic solutions that provide great value and maximum efficiency.



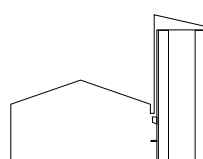
Beams in the roof



Several floors, several openings




Sloping roof



Outside the building

Customised to suit your premises

Our vertical storage lifts are adapted to suit each company's premises, to ensure the minimum possible floor area holds the largest possible storage volume. Our standard supply height range is 3 to 16 metres. Based on the customer's existing premises with varying ceiling heights, floor structures, door placements and truck routes, etc. we maximise the storage volume on a minimum floor space.



BENEFITS WITH COMPACT VERTICAL STORAGE LIFTS

Finances

- Low operating cost.
- Efficient stock handling
- Quick ROI.
- Increase in capacity.
- Quick installation and commissioning.
- Energy-efficient.
- Space-saving.
- Control of stored articles.
- Minimised complaint costs.

- Future safe.
- Seasonally dependent capacity.
- Expandable.

Use of resources

- High level of service
- Delivery precision.
- Minimised incorrect picking.
- Floating storage locations.
- Increased traceability.

Work environment

- Short training time.
- Good ergonomics.
- Work at a uniform pace.
- Reduced sick leave.
- Simple work method.
- Flexible choice of picking methods.
- Reduced risk for personal injuries.

Step by step towards the right storage solution

Partnering with Weland Solutions is easy. We work according to our own project method, developed in-house, where we quickly identify your needs, find solutions to optimise your premises, plan the design and the installation as well as estimate the budget and timetable, giving you clear information for your decision on your new investment.

1. Start-up

At our first meeting, we run through your operations together and see what improvements we can suggest based on our experience, expertise and commitment.

2. Proposed solution

The next time we meet, we present the way your storage solution could look, what the change involves and how large an investment will be needed. At the same time, we show how quickly it will pay for itself. In our solution, we describe the vertical storage lift, the system solution, the accessories, the installation, training and maintenance alternatives.

3. Fine-tuning

You are convinced that we are a good partner to work with, and together we fine-tune the proposed solution so all questions are answered.

4. Ordering

As soon as you place your order, we start our manufacturing process and the joint work to plan the project. Your customised vertical storage lift is manufactured in our factory in Gislaved, Sweden, until it is time for installation.

5. Commissioning

As a rule, we do not need more than four days per vertical storage lift for installation on your site. Our installers are used to working in different surroundings with all imaginable challenges. They remain available all the way to commissioning and handover, when we have made sure that you understand the safety rules and the basic functions of the compact storage lift.

6. Maintenance contract

With regular maintenance, your vertical storage lift will work a long time without unnecessary stoppages. By signing a maintenance contract, you can guarantee that both the regular maintenance and any emergency measures are managed in the best possible way.

7. Follow-up

You are always welcome to contact us when you need help expanding or developing the storage system or if the vertical storage lift needs moving. Also, remember to plan in our courses for your operators, superusers and mechanics.





We adapt the vertical storage lift to the dimensions, capacity and colour that you want.

Compact vertical storage lifts
handle up to 1500 kg / load
tray, equivalent to a small car.

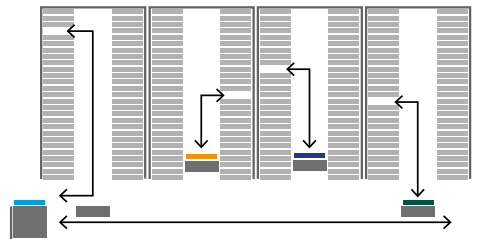


COMPACT VERTICAL STORAGE LIFTS

Compact Vertical Storage Lifts are strong, stable and work with great precision. The lift is driven by 4 substantial cogwheels that run on solid gear racks.

The four-wheel drive provides very stable movement and, as a result, loads from a few kilograms up to 1500 kg per load tray can be controlled to millimetre precision. Moreover, the Vertical Storage Lift's stability allows it to handle load trays that are unevenly loaded.

The robust design, which can manage loads up to 100 metric tonnes, is hardwearing and needs little maintenance. The flexible chassis can be adapted to the conditions on your premises, so we can place the vertical storage lift where it is most useful.



Optimise both the picking rate and floor area with Compact Multi.

Build in depth

To obtain the maximum storage density available, the Compact Multi is a perfect solution when you can utilise space behind instead of to the sides. By placing several vertical storage lifts in a row one behind another, with independent openings in both directions, the floor area is used optimally. Contact our sales team for more information.

Three basic models

Compact Lift (p.12-13)

Equally suitable for large volumes of small articles as for heavy or bulky products.

Compact Twin (p.14-15)


Handles two load trays simultaneously and the picking rate can be more than doubled.

Compact Double (p.16-17)

The same type of storage lift as the Compact Twin, but it handles even more items thanks to its double trays in the depth.

WHY CHOOSE COMPACT VERTICAL STORAGE LIFTS?

- Strong – up to 1500 kg/load tray.
- Stable movement with speed adjusted to the weight.
- Exact positioning.
- Reliability.
- Minimal maintenance.
- Continuous weight control.
- Continuous stocktaking.
- Absolute traceability.
- Flexible external dimensions.
- Secure storage.
- Storage optimisation thanks to frequency control.



The lift is driven by cogwheels that run on homogeneous gear racks. The load tray manages up to 1500 kg.



COMPACT LIFT

The lift is driven by cogwheels that run on homogeneous gear racks. This provides very stable movement and precise positioning of the load tray. With less wear and reduced maintenance requirements, high operating reliability is guaranteed.

TECHNICAL INFORMATION

- Maximum load capacity: 100,000 kg
- Height: 3000–16,000 mm
- Width: 1697–6929 mm
- Depth: 1554–4248 mm
- Width, load tray: 1220–6460 mm
- Depth, load tray: 350–1230 mm
- Tray divider: 25/50 mm
- Max. load weight per load tray: 300-1500 kg
- Height of goods measurement (in 25 mm intervals)
- Height of goods measurement: option up to 1000 mm
- Safety curtain for personal protection
- Storage optimisation
- Weight check
- Password protection
- Group rights and authorisation
- Language selection
- Ambient temperature / Relative humidity (%RH) no condensation: 2–40/10-85%
- Voltage, 3-phase: 400 V
- Current, AC 50Hz (A): 25/32



This is how the Compact Lift works

A tray is fetched and placed in the picking position.



Watch a video showing the vertical storage lift working on welandolutions.com



The elevator in the Compact Twin can handle two trays simultaneously, which increases the picking rate.



COMPACT TWIN

When time is of the essence, the Compact Twin is the natural answer. This double tray system provides trays at a safe and consistent level - without the need to pick at different tray height. By handling two load trays in the same sequence, with one tray in the waiting position and one in the picking position, the picking rate can be more than doubled.

TECHNICAL INFORMATION

- Maximum load capacity: 50,000 kg
- Height: 3000–16,000 mm
- Width: 2307–4747 mm
- Depth: 1554–4248 mm
- Width, load tray: 1830–4270 mm
- Depth, load tray: 350–1230 mm
- Tray divider: 25 mm
- Max. load weight per load tray: 300-500 kg
- Height of goods measurement (in 25 mm intervals)
- Height of goods measurement: option up to 1000 mm
- Safety curtain for personal protection
- Storage optimisation
- Weight check
- Password protection
- Group rights and authorisation
- Language selection
- Ambient temperature / Relative humidity (%RH)
no condensation: 2–40/10-85%
- Voltage, 3-phase: 400 V
- Current, AC 50Hz (A): 25/32

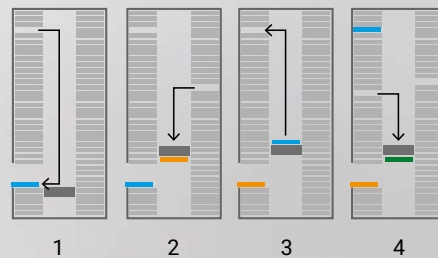


This is how the Compact Twin works

1. Tray 1 is fetched. 2. Tray 2 is fetched to the waiting position.
3. Tray 1 is fetched, tray 2 is placed in the picking position.
4. Tray 1 is left and tray 3 is fetched.



Watch a video showing the vertical storage lift working on welandolutions.com





The vertical storage lift has double load trays in the depth, which means a depth up to 7286 mm.



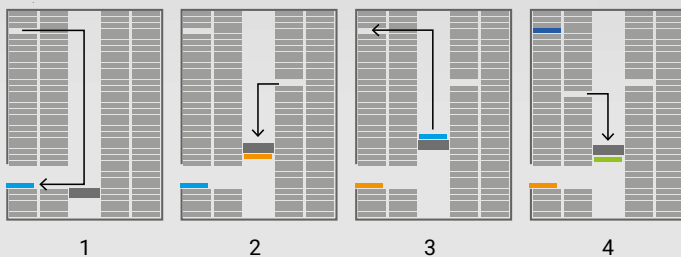
COMPACT DOUBLE

The Compact Double utilises the same unique technology as the Compact Twin but extends the storage capacity by including two trays in each position.

The vertical storage lift has double load trays in the depth, which means greater storage area per square metre of floor space, with maintained efficient handling.

TECHNICAL INFORMATION

- | | | |
|---|--|---|
| <ul style="list-style-type: none">• Max. load capacity (kg): 100,000• Height: 3000–16,000 mm• Width: 2307–6929 mm• Depth: 4748–7286 mm• Width, load tray: 1835–4275 mm• Depth, load tray: 670–1230 mm• Tray divider: 25/50 mm | <ul style="list-style-type: none">• Max. load weight per load tray: 300/500 kg• Height of goods measurement (in 25 mm intervals)• Height of goods measurement: option up to 1000 mm• Safety curtain for personal protection• Storage optimisation• Weight check | <ul style="list-style-type: none">• Password protection• Group rights and authorisation• Language selection• Ambient temperature/ Relative humidity (%RH) no condensation: 2–40/10–85%• Voltage, 3-phase: 400 V• Current, AC 50Hz (A): 25/32 |
|---|--|---|



This is how the Compact Double works

1. Tray 1 is fetched. 2. Tray 2 is fetched to the waiting position.
3. Tray 1 is fetched, tray 2 is placed in the picking position.
4. Tray 1 is left and tray 3 is fetched.




Watch a video showing the vertical storage lift working on welandolutions.com




Flexible lift openings

Weland Solutions offers different types of lift opening to facilitate your stock handling and increase the efficiency of the picking process. We tailor-make our vertical storage lifts based on each customer's unique conditions and we can satisfy both small and large storage needs. In every case, time, space and money are saved – and the goods can be handled in a safe and rational way. Our experts are happy to guide you to the right lift opening for your operations!


Height tray bottom (from floor level): 883 mm. Height to underside of electrical cabinet (from floor level): 1890 mm. Max. load height: 600 mm.




Compact lift



Compact Lift with 100% telescopic pull-out



Compact Lift with 100% fixed pull-out



Compact Twin

Compact Lift

Standard opening for the Compact Lift, where the operator receives the load tray at the same height every time. There isn't a pull-out in the operating opening, instead the load tray is directly placed in the right position.

Height from bottom edge of opening (from floor level): 845 mm. Storage width: the vertical storage lift's width + 10 mm.

Compact Lift with 100% telescopic pull-out

This is used if you have heavy goods on the load trays and need lifting equipment to handle these. Advantageous if the premises are cramped and a fixed pull-out is not wanted.

Height pull-out (from floor level): 923 mm. Protrusion in resting position (from cover): 495 mm. Protrusion in expanded position (from cover): 910 mm. Storage width: the vertical storage lift's width + 10 mm.

Compact Lift with 100% fixed pull-out

This is used if you have heavy goods on the load trays and need lifting equipment to handle these. It is also commonly used for robot picking in order to take out the goods in the correct position.

Height pull-out (from floor level): 700 mm. Height protection (from floor level): 1555 mm. Protrusion (from cover): 1060 mm. Storage width: the vertical storage lift's width + 10 mm.

Compact Twin

Standard opening for the Compact Twin, where the operator receives the load tray at the same height every time. There is a short pull-out in the operating opening, which allows the Compact Twin to fetch the next load tray. In addition, the operator has space under the load tray, which further simplifies the picking.

Height pull-out (from floor level): 833 mm. Protrusion (from cover): 350 mm. Storage width: the vertical storage lift's width + 10 mm.

Simple control of the system with Compact Store

Weland Solutions has developed the WMS system (Warehouse Management System) Compact Store. The system is designed to control Weland Solutions' Vertical Storage Lifts efficiently and effectively.

The system is scaleable, which means that it is easy to connect new functionality as the need arises. This means that the system provides all of the most common features needed by our customers regardless of the size and complexity of the warehouse.

The system includes support for all the work stages included in normal warehouse management, such as putaway, combination, prioritising and starting picking orders, transfer and refilling with articles as well as stocktaking. The system has been developed in close cooperation with logistics companies and it has been in use since 1999. Compact Store has been delivered to more than 200 companies.

Connects to the business system

Compact Store can be used as a completely independent system, but is usually connected to an ERP system (Enterprise Resource Planning). The business system looks after the finances and Compact Store can be considered to be the warehouse module. Compact Store has been delivered together with the majority of commercially available business systems.

WMS

A WMS system is a warehouse system that is used in the daily operations in a warehouse. The WMS system enables the centralised management of tasks such as

stocktaking and storage locations. WMS systems can be independent applications or parts of a business system. The system simplifies the flow in the warehouse and maximises the productivity. It is important that the integration between the WMS system and the business system functions.

The Compact Vertical Storage Lifts can, in principle, be controlled by all available WMS systems. In some cases, an intermediate control system, such as Compact Store, may be needed.

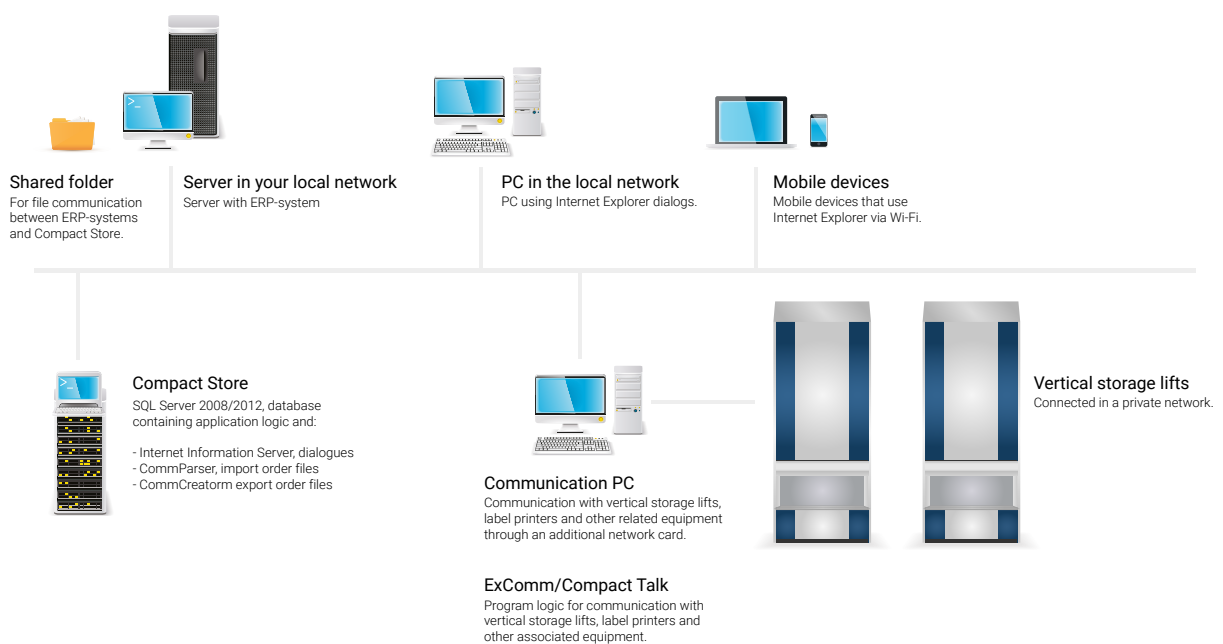
Selection of compatible business systems (ERP) and warehouse management systems (WMS)


- | | |
|-------------------------|-----------------------------|
| • Automaster | • Bison |
| • Garp | • Jeeves ERP and Jeeves WMS |
| • IFS | • Compact Store |
| • Kobra | • Logia WMS |
| • Microsoft Dynamics AX | • Astro WMS |
| • Logtrade | • Visma |



Compact Store is designed to control Weland Solutions' Vertical Storage Lifts efficiently and effectively.

System configuration





We deliver to match your needs

We design and manufacture the Compact vertical storage lifts at our factory in Gislaved. This means that we have full control and can customise the vertical storage lift according to the customer's requirements and the goods to be stored. We aim to use standard sizes but, if special dimensions are needed, we are happy to evaluate !

1. Mobile control


It is now possible to control Compact vertical storage lifts via mobile devices with a personalised interface for the user instead of via a computer. The person at the warehouse starts the order directly from his or her mobile phone or tablet computer and only sees his/her order on the screen.

2. Fire extinguishing system

In certain especially sensitive environments, equipping the vertical storage lift with a fire extinguishing system may be justified. In which case, it is the main drive in the elevator that is protected.



2



3



4



5



6

3. Extra service openings

An extra service opening can allow working with picking on several floors. Another application is when access is required to one vertical storage lift from two directions, with loading on one side and picking on the other.

4. Safe pallet handling

Compact Vertical Storage Lifts with pallet handling provide the truck operator with a secure and safe work situation. The equipment makes loading and unloading of pallets easier by the vertical storage lift and prevents risks of harm occurring during work.

5. Weighing system

The Compact Lift, with load trays suitable for loads up to 1.5 metric tonnes, makes it possible to increase the efficiency further and save valuable floor space during stock handling.

Weland Solutions' vertical storage lifts can be supplemented with a weighing-machine. The weighing system means the load trays are not overloaded and it indicates the trays that can be loaded with more goods.

6. Secure login

The login is easy, quick and secure with magnetic card, RFID or Fingerprint.



***"We have increased
the picking rate by
full 380%"***

Jan Johannesson, CEO Modern Elteknik

Modern Elteknik in Gothenburg is one of Sweden's leading electrical wholesalers that offers components for electronics and automation. The family-owned company, which was started in 1969 and has sales in both Sweden and abroad, is in an exciting and expansive phase.





Because the Compact Twin handles two load trays in the same sequence, the picking rate can be increased by 50 – 75%.



The Put to Screen software contributes to faster and smoother picking.



Modern Elteknik has invested in two Compact Twin vertical storage lifts with accessories.

When Modern Elteknik had problems integrating its Visma ERP system with its handheld devices, they started looking for other storage solutions and decided early on to invest in vertical storage lifts. The choice of supplier fell upon the storage and logistics specialist Weland Solutions and their innovative vertical storage lift Compact Twin.

"We were looking for a Swedish produced solution and wanted to get plenty of space for the money, because we don't have a lot of floor space to work with. Because the Compact Twin can run two storage trays simultaneously, and the dimensions matched our current premises, we thought that the Compact Twin from Weland Solutions appeared to be an efficient and time-saving product that suited our needs," Jan Johannesson, CEO Modern Elteknik, explains.

Two Compact Twins

Weland Solutions installed two Compact Twin 3600 vertical storage lifts with accessories that increase the productivity in the store. Each machine handles 57 load trays. The elevators are ESD adapted and equipped with light pointer, roller shutters to protect against noise and dust, as well as the Put to Screen software from Weland Solutions. Apart from the vertical storage lifts, Weland Solutions have also supplied plastic containers and Packing Benches on wheels that are used to sort goods.

"The vertical storage lifts from Weland Solutions have totally changed the way we work at Modern Elteknik. We have obtained a simplified picking flow, a more ergonomic way of working, dampened noise level, fewer incorrect picks and faster incoming deliveries to the storage lift. It has genuinely made life better for we who work here," Jan Johannesson says.

Increased picking rate

Because the Compact Twin handles two load trays in the same sequence with one tray in the waiting position and one in the picking position, the picking rate can be increased by 50 – 75%. During the time picking is underway from the first tray, the Compact Twin fetches the next tray on the picking list and places this tray in the waiting position in the free space in the lift. When the first pick on the picking list has been acknowledged, the tray is moved back, the next tray is moved directly from the waiting position and the next pick on the picking list starts.



"It has genuinely made life better for we who work here."

Jan Johannesson

"Thanks to our vertical storage lifts, we have increased the picking rate by full 380%. What took us 8 hours before, we can now do in roughly 2 hours today. The vertical storage lifts from Weland Solutions have not just expanded our storage area and secured the lack of space for future ventures, but also guarantee the we can offer quick deliveries to our customers," Jan Johannesson says.

From start to finish

In the future, Modern Elteknik wants to optimise its storage further by installing a third vertical storage lift from Weland Solutions and reviewing the work flow in general to improve the entire chain. To help them, there is Weland Solutions' expert sales team.

"I would warmly recommend Weland Solutions for their personal service, from first contact to finished project. We are already in discussions with the sales team about the next step for us and how we can continue to optimise and streamline the flow at Modern Elteknik," Jan Johannesson concludes.



We help you all the way

At Weland Solutions, you can depend on receiving high service and personal contact, all the way from the first conversation to final inspection and maintenance. We are a dependable partner throughout the entire lifecycle, from installation, training and service to maintenance and we place great weight on working closely with our customers. Better logistics and profitability are just a call away!

Start-up

At our first meeting, we go through your operations together and see what improvements we can suggest based on our experience, expertise and commitment.

Putaway

With our putaway service, we help you to place the right goods in the right location and get started with the picking process.



Tray design

How do you furnish the load tray in the best way? Relay on our experts! Weland Solutions has long experience of tray design and knows what works for different types of goods and storage needs. Everything needed to save space, time and money.

Installation and fittings

We would be happy to help install your vertical storage lift and can also help with fittings – everything needed to create an optimal storage solution. Our installers are by your side all the way to commissioning and handover.

Training courses

To obtain rational stock handling, Weland Solutions offers regular courses for customers that are specifically adapted to the operations and storage systems used. Choose between three different specialities: Training for operators, Training for superusers and Training on critical spare parts. Read more about our courses on welandolutions.com



Weland Solutions worldwide

Weland Solutions is an international company represented by resellers in 19 countries with sales in more than 30 countries. All our development, design and manufacturing takes place in Gislaved, Sweden.

Al Shirawi Enterprises LLC

P.O. Box 7427, Dubai
+971-56 3698 645 • Fax: +971-4-3389559
bassem.albermawy@ase.ae
www.alshirawienterprises.com

A M Ecosystem Technologies Pvt Ltd

S No 77/6, Dangat Industrial Estate, Shivane,
Pune, Indien
+91 9881304650 • info@ecosystemsind.com
www.ecosystemsind.com

ET Systems Global Storage Solutions, S.L

Sant Martí de l'Erm 1, 08960 Sant Just Desvern,
Barcelona
+34 93 470 09 49 • info@etsystems.com
www.etsystems.com

Fimatic Oy

Koivuvaarankuja 2, 01640 Vantaa
+358 50 5270627 • juha.sarela@fimatic.fi
www.fimatic.fi

KMS, d.o.o.

Poslovna cona A 34, 4208 Šenčur, Slovenien
00386 (0)4 2516 150 • info@kms.si • www.kms.si

Lagersystem Service Weiss

Bruchstrasse 25, D-67098 Bad Duerkheim
+49 632 294 80890 • info@lsw-lagertechnik.de
www.lsw-lagertechnik.de

Logistech srl

Via Galasso Alghisi, 1, 41012 Carpi (MO)
+39 0 598 635 366 • info@logistechsrl.com
www.logistechsrl.com

NordLogSys Sp. z o.o.

ul. Grzybowska 80/82/550, 00-844, Warszawa
+48 22 487 88 66 • biuro@nordlogsys.com
www.nordlogsys.com

Nordverk

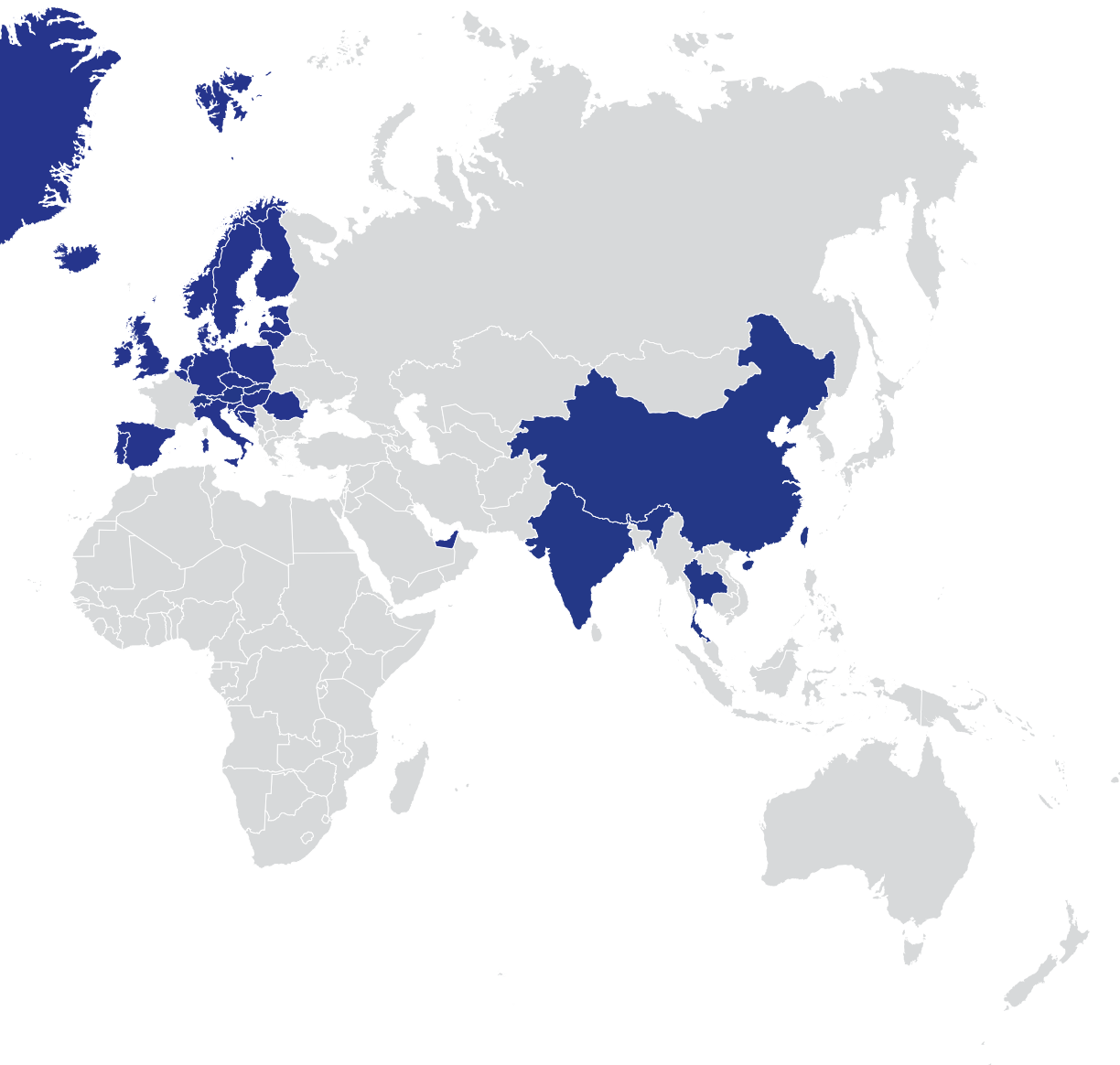
Lilleakerveien 31 – Opgang B (6. etage), 0283 Oslo
+47 22 22 00 90 • post@nordverk.no
www.nordverk.no

Paternosterkast B.V.

's-Gravenweg 332 b, 2911BK Nieuwerkerk aan
den IJssel • +31(0)647938939
info@paternosterkast.com
www.paternosterkast.com

Penninn Ehf

Skeifan 10, 108 Reykjavik
+354 540 2000 • Mobil +354 665 2965
gudbjartur@penninn.is • www.penninn.is



Progressive Business Solutions (PBS)

Molėtų rd. 71, LT-08409 Vilnius
+370 655 08374 • giedrius.valuckas@pbs.lt
www.pbs.lt

Randex Ltd

London
Rowlandson House, 289-293 Ballards Lane,
Finchley, London, N12 8NP
+44 (0)20 8492 7717 • sales@randex.com
www.randex.com

Glasgow
26 Netherhall Road, Netherton Industrial Estate,
Wishaw, ML2 0GJ
+44 (0)1698 532 000 • info@randex.com
www.randex.com

Reoler A/S

Bakkegårdsvej 501, DK-3050 Humlebæk
+45 49 19 21 22 • info@reoler-as.dk
www.reoler-as.dk

Sencorp White Systems

400 Kidds Hill rd, Hyannis, MA 02601
(508) 771-9400
SBoyson-8034@sencorpwhite.com
Ccalla-7289@sencorpwhite.com
www.sencorpwhite.com

Tamam Machinery & Equipment Co.

Building 3500, Al Akrabia 6303, Custodian of
Two Holy Mosque St, 3rd Floor, Al Hindi Tower,
Office 303, 304, Al Khobar 34446, KSA.
+966 13 881 0440
zulfiqar.ali@tamamtmecc.com
www.tamamtmecc.com

Tellus Systems Limited

51/1 Panich Plaza 3/F, Rama 9 Road,
Huaykwang Bangkok 10310
+66-2-643-8044 • Fax: +66-2-643-1122
info@www.tellus.co.th • www.tellus.co.th

VertiFlex s.r.o.

Gen. Sochora 6176/6A, CZ – 708 00 Ostrava
Telefon/fax: +420-554-818-510
info@vertiflex.eu • www.vertiflex.eu

Wei Lan De (Suzhou) Logistic Equipment Co., Ltd

No 1258 Jin Feng South Road, Wuzhong District
Suzhou city, Jiangsu province
+86 4008358995 • sales@weilande.net
www.weilande.net

Weland Solutions AB

Anderstorpsvägen 24, SE-332 36 Gislaved
+46 371 52 30 40 • info@welandolutions.com
www.welandolutions.com

